



ಬೃಹತ್ ಬೆಂಗಳೂರು ಮಹಾನಗರ ಪಾಲಿಕೆ
Bruhat Bengaluru Mahanagara Palike



BBMP COVID-19 WAR ROOM BULLETIN - 30.05.2021

BBMP / COVID-19 WAR ROOM / BULLETIN – 433/ 30.05.2021 / #BBMPfightsCOVID19



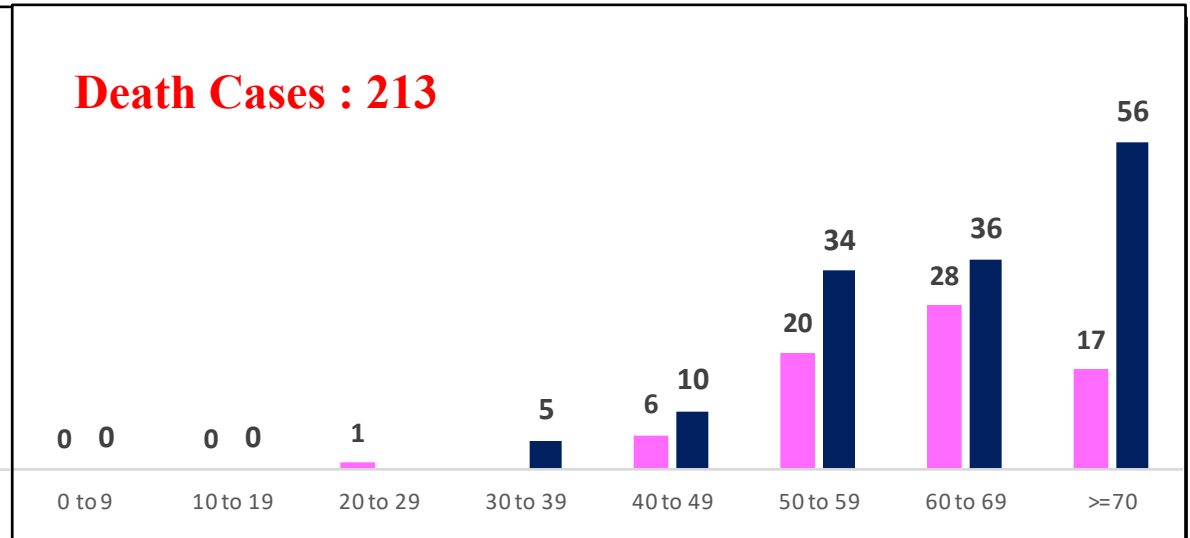
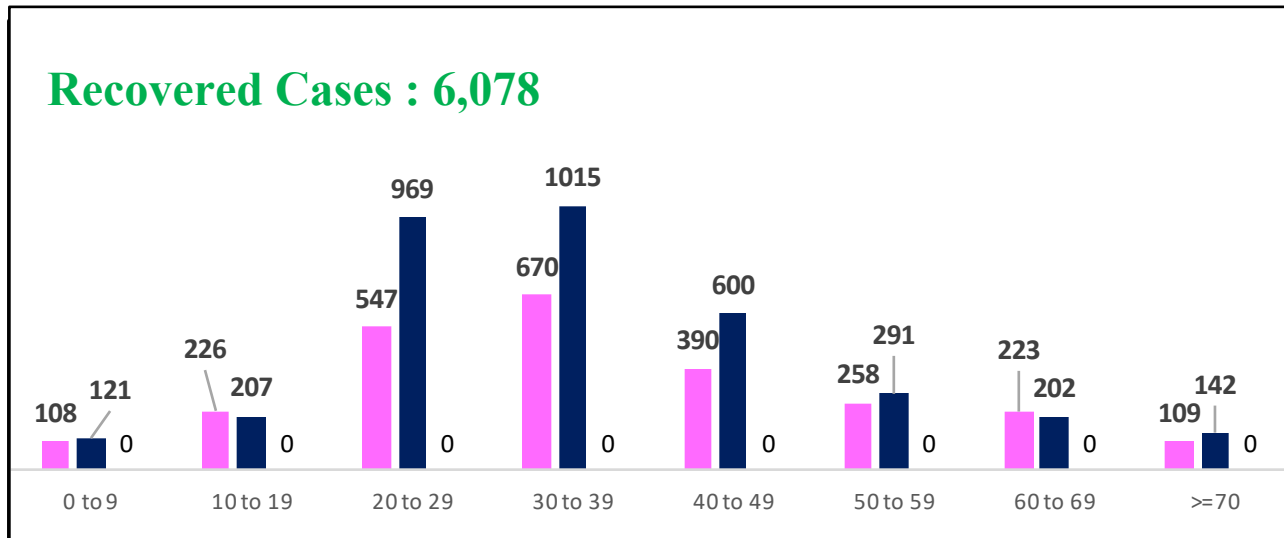
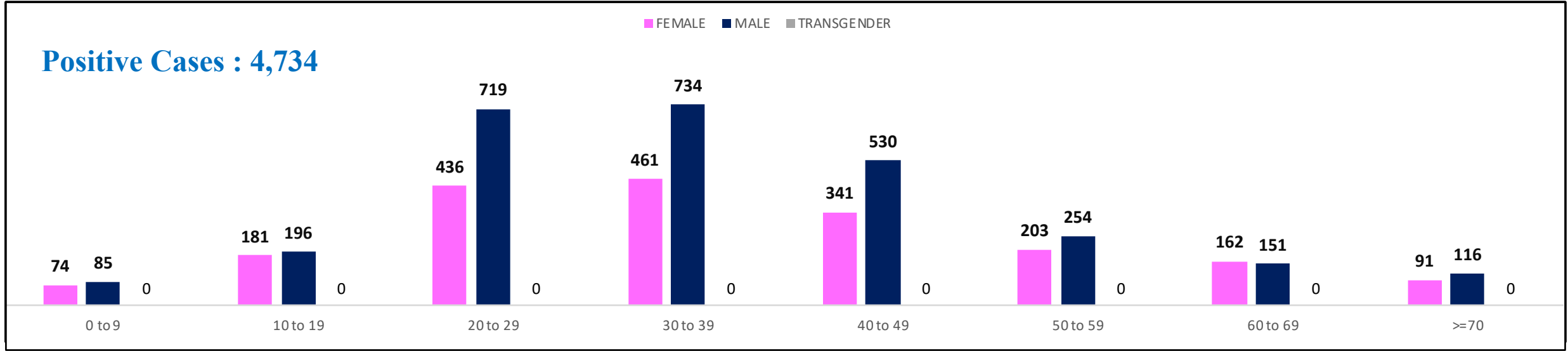
ABSTRACT OF COVID-19 CASES IN BENGALURU



	MALE	FEMALE	TRANSGENDER	MALE	FEMALE	TRANSGENDER	TOTAL	
	Last 24 Hours	Last 24 Hours	Last 24 Hours	Cumulative	Cumulative	Cumulative	Last 24 Hours	Cumulative
Positive Cases	2,785	1,949	0	6,93,127	465984	126	4734	11,59,237
Recovered Cases	3,547	2,531	0	5,90,108	393308	91	6078	9,83,507
Death Cases	141	72	0	8373	4728	4	213	13,105
Total Tests Done	In Last 24 hrs : 54,690			Cumulative : 1,28,10,812				
ACTIVE CASES				1,62,625				



LAST 24 HOURS AGE GROUP AND GENDER WISE DISTRIBUTION





SNAPSHOT OF BENGALURU COVID-19 CASES IN LAST 8 WEEKS



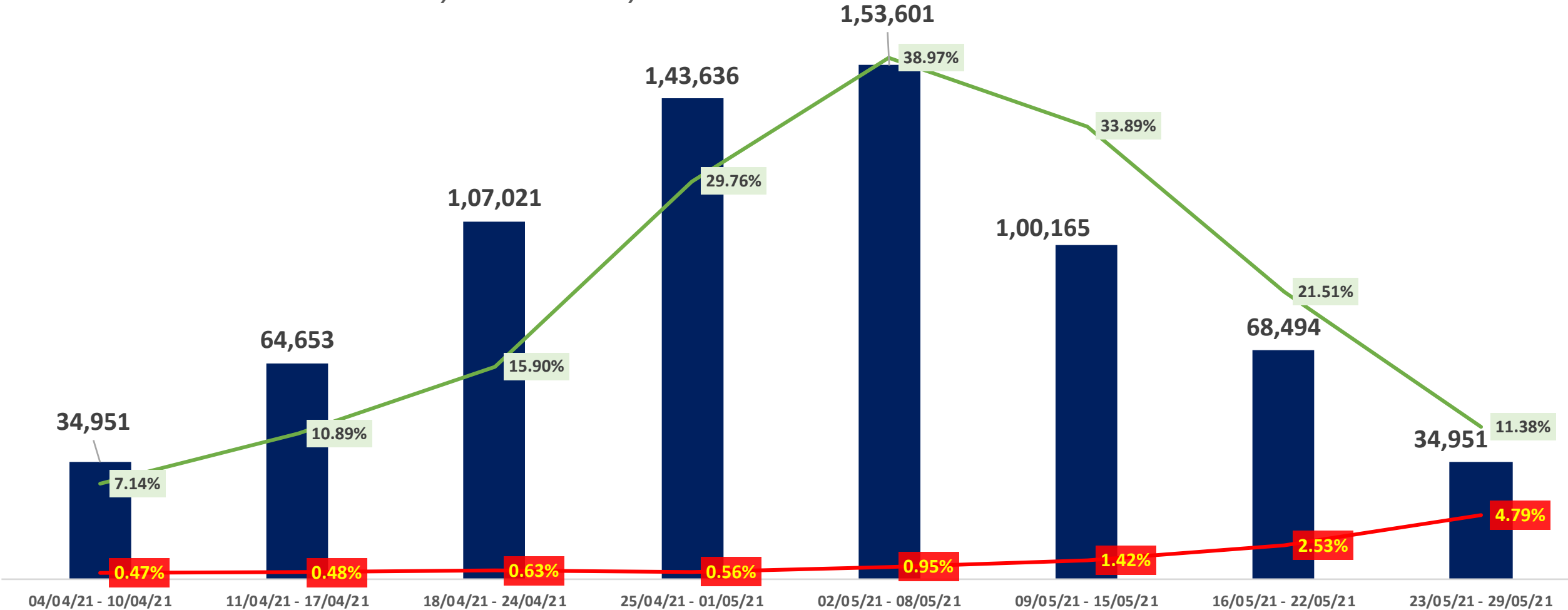
	04/04/21 TO 10/04/21	11/04/21 TO 17/04/21	18/04/21 TO 24/04/21	25/04/21 TO 01/05/21	02/05/21 TO 08/05/21	09/05/21 TO 15/05/21	16/05/21 TO 22/05/21	23/05/21 TO 29/05/21
Total Positive Cases	34,951	64,653	1,07,021	1,43,636	1,53,601	1,00,165	68,494	34,951
Total Recovered Cases	11,647	17,684	23,699	41,610	83,542	87,729	1,72,299	1,24,936
Total Death Cases	166	308	677	801	1,459	1,427	1,735	1,675
Case Fatality Rate	0.47%	0.48%	0.63%	0.56%	0.95%	1.42%	2.53%	4.79%
Total Tests Conducted	4,89,337	5,93,840	6,73,100	4,82,679	3,94,102	2,95,577	3,18,392	3,07,062
Positivity Rate	7.14%	10.89%	15.90%	29.76%	38.97%	33.89%	21.51%	11.38%



POSITIVITY AND MORTALITY RATE OF BENGALURU – LAST 8 WEEKS

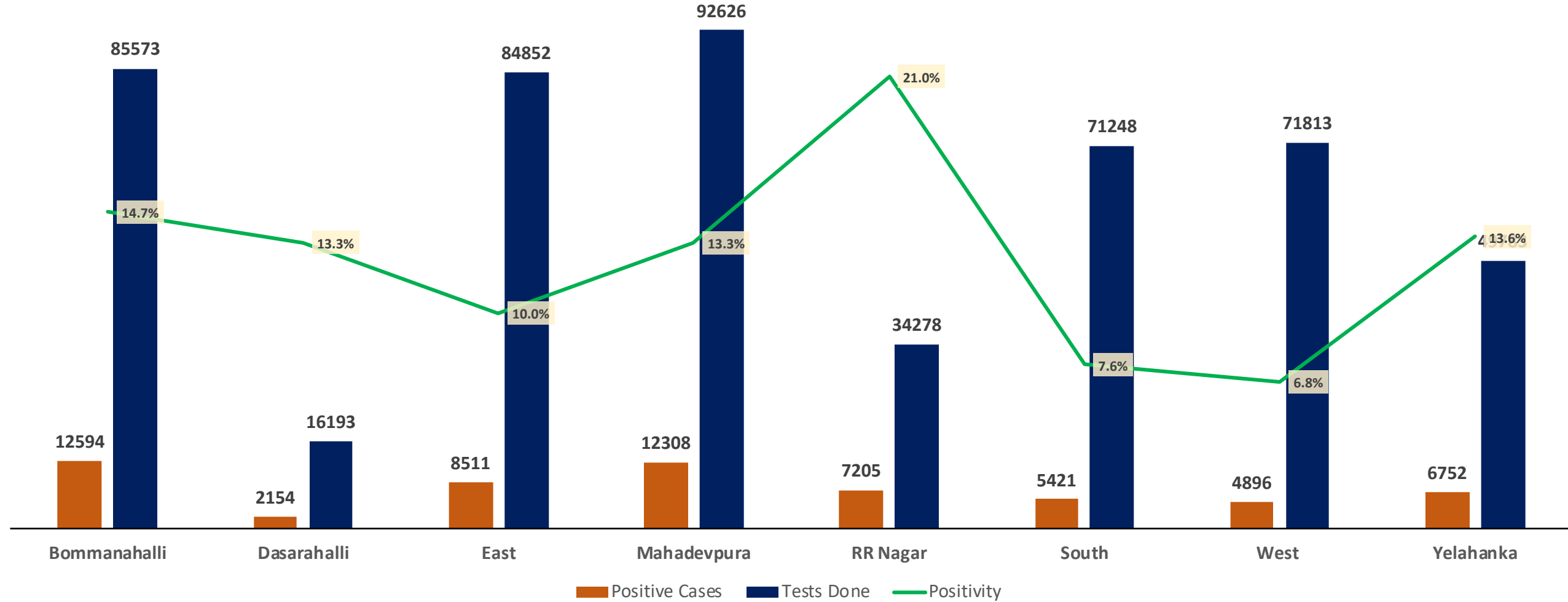


■ Total Positive Cases — Case Fatality Rate — Positivity Rate



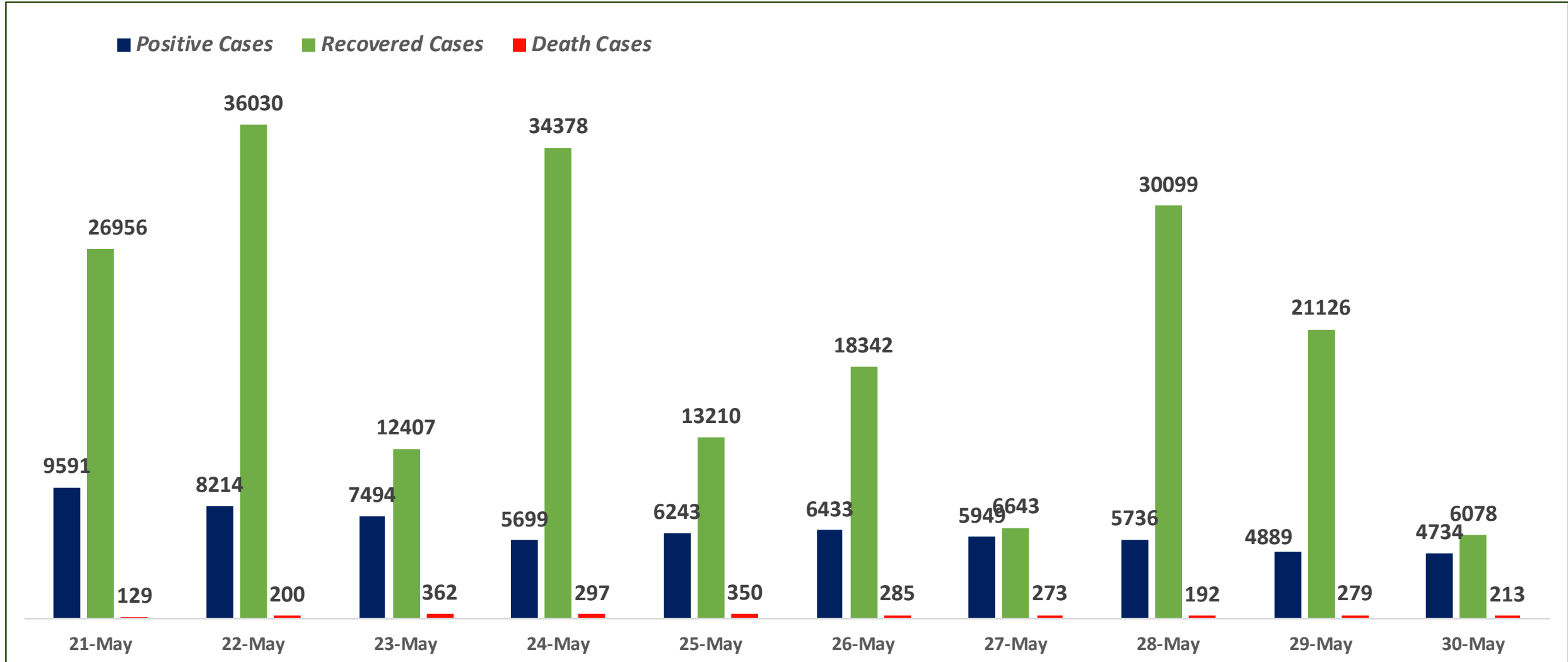


ZONE WISE POSITIVITY TREND IN LAST 10 DAYS





SNAPSHOT OF POSITIVE, RECOVERED AND DEATH CASES OVER LAST 10 DAYS ACROSS BBMP ZONES

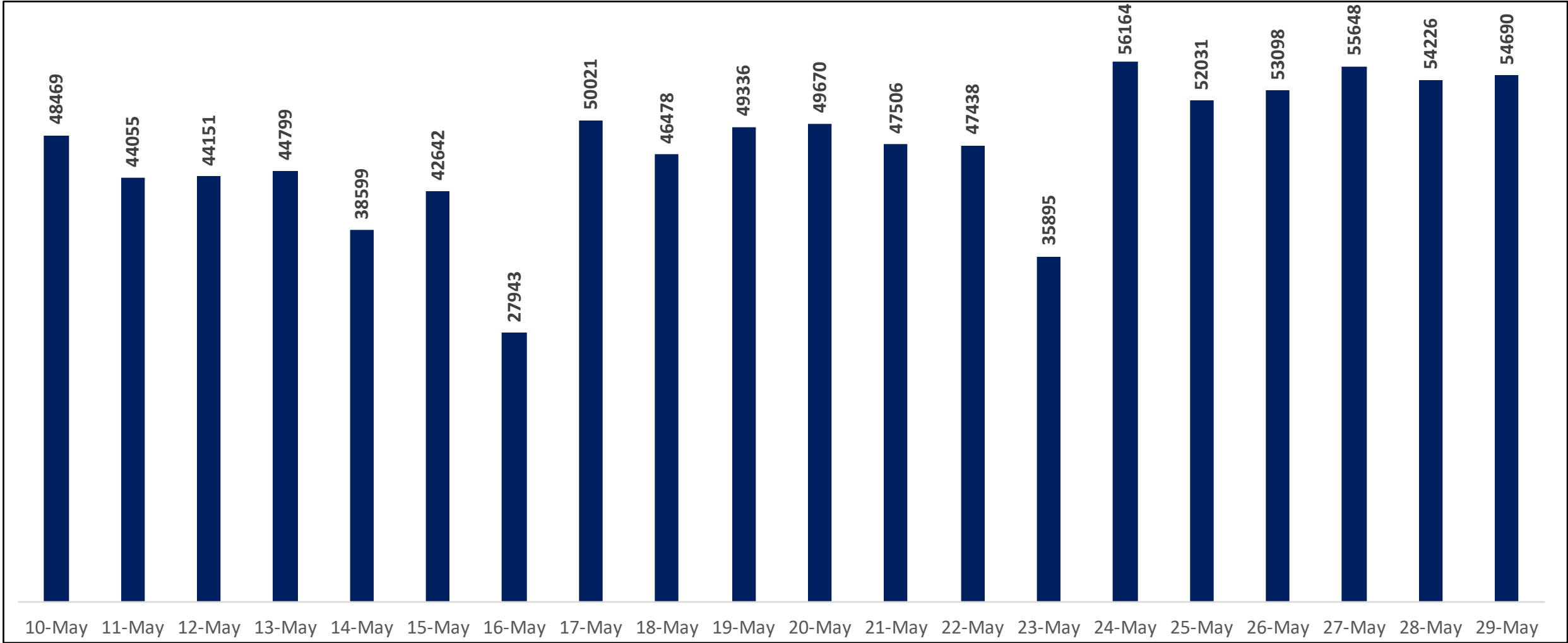




TESTING TRENDS IN BENGALURU



Total Test Conducted Till Date	Test Conducted Last 24 hours
1,28,10,812	54690



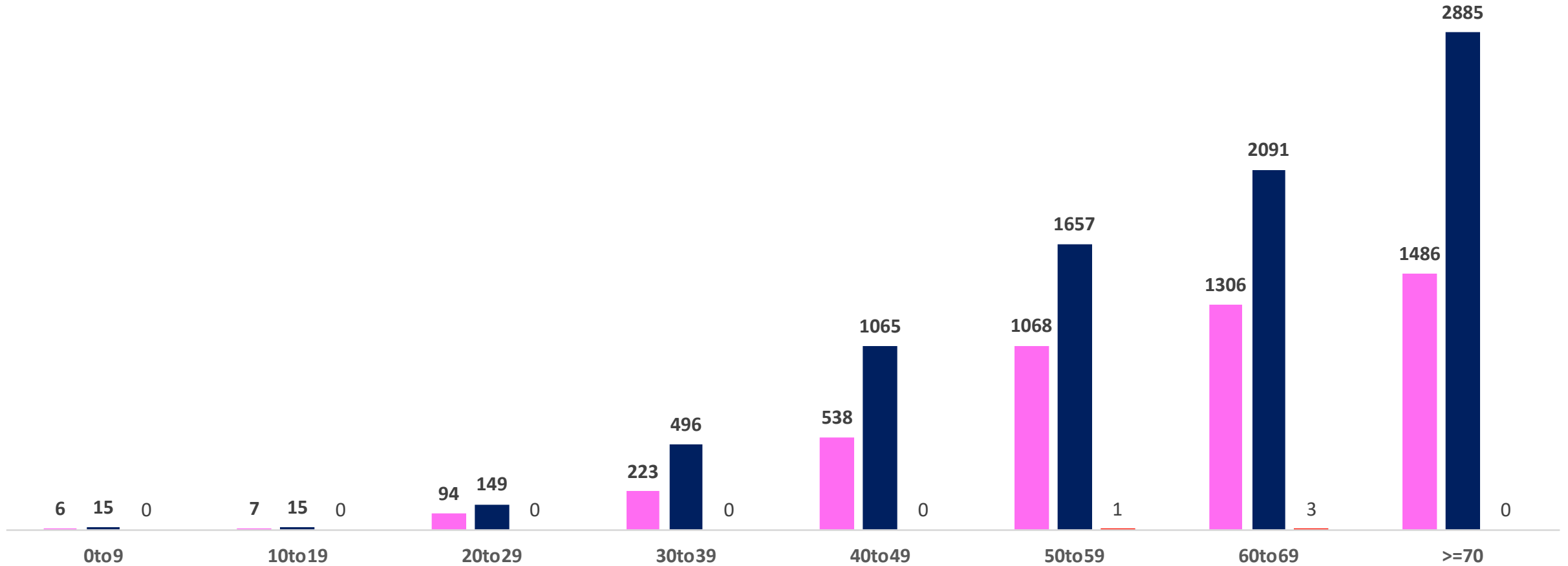


AGE AND GENDER WISE DISTRIBUTION OF DEATH CASES



Death Cases: 13,105

■ Female ■ Male ■ Transgender

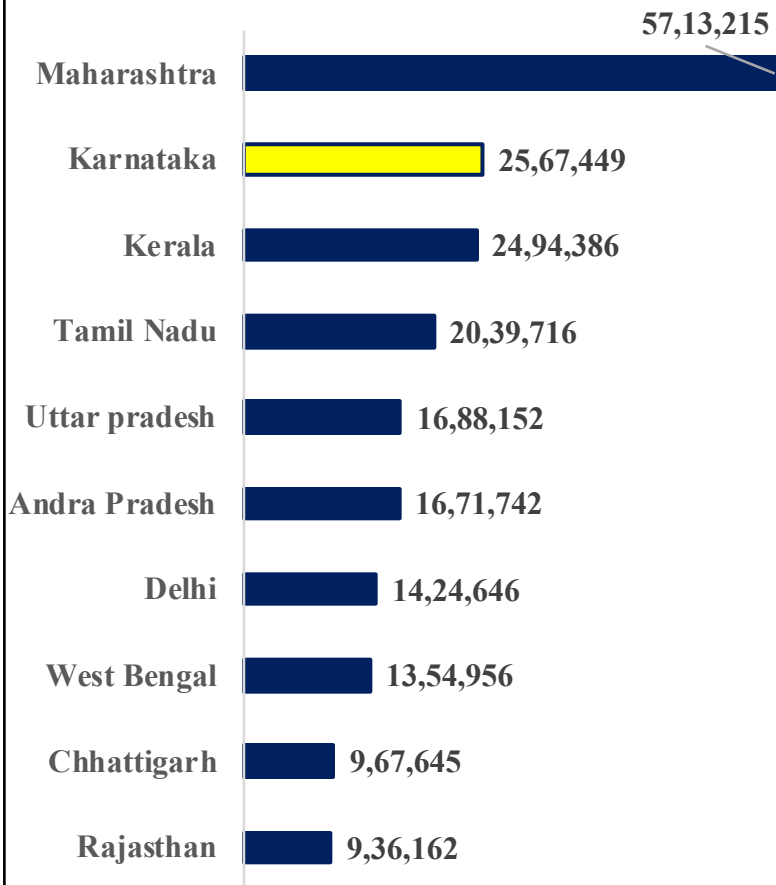




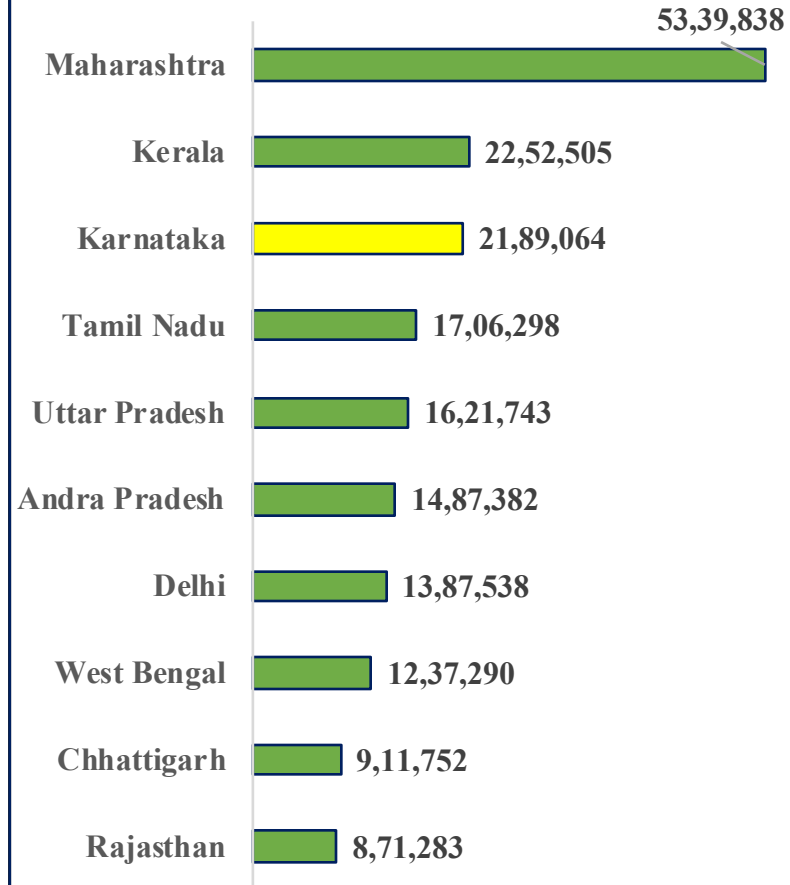
TOP 10 COVID19 AFFECTED INDIAN STATES AS ON 29.05.2021



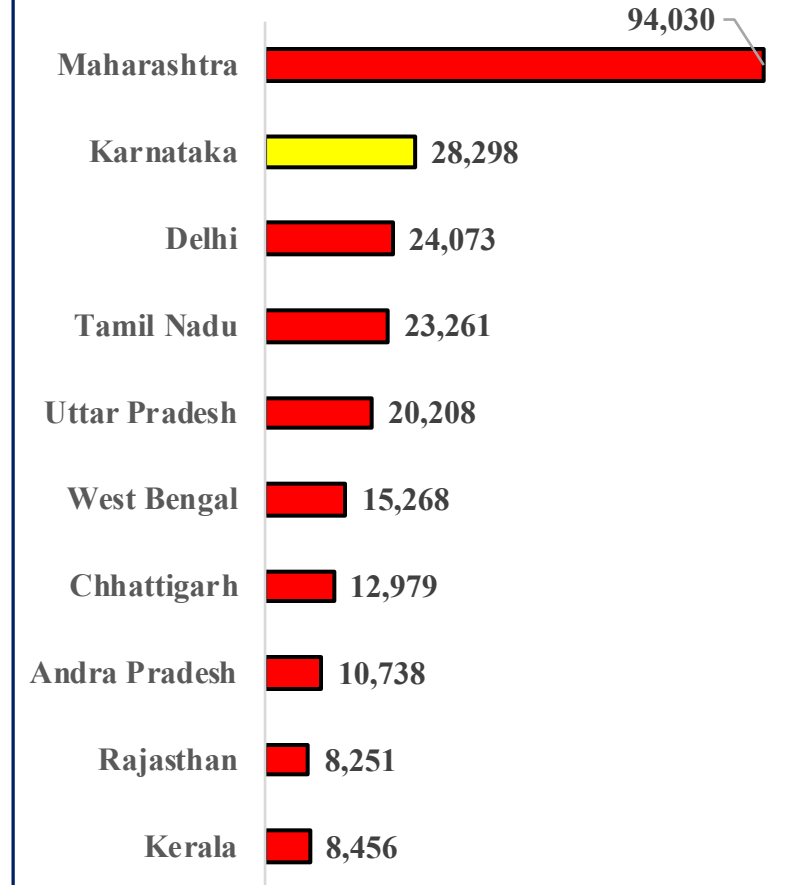
Total Positive Cases



Total Recovered Cases

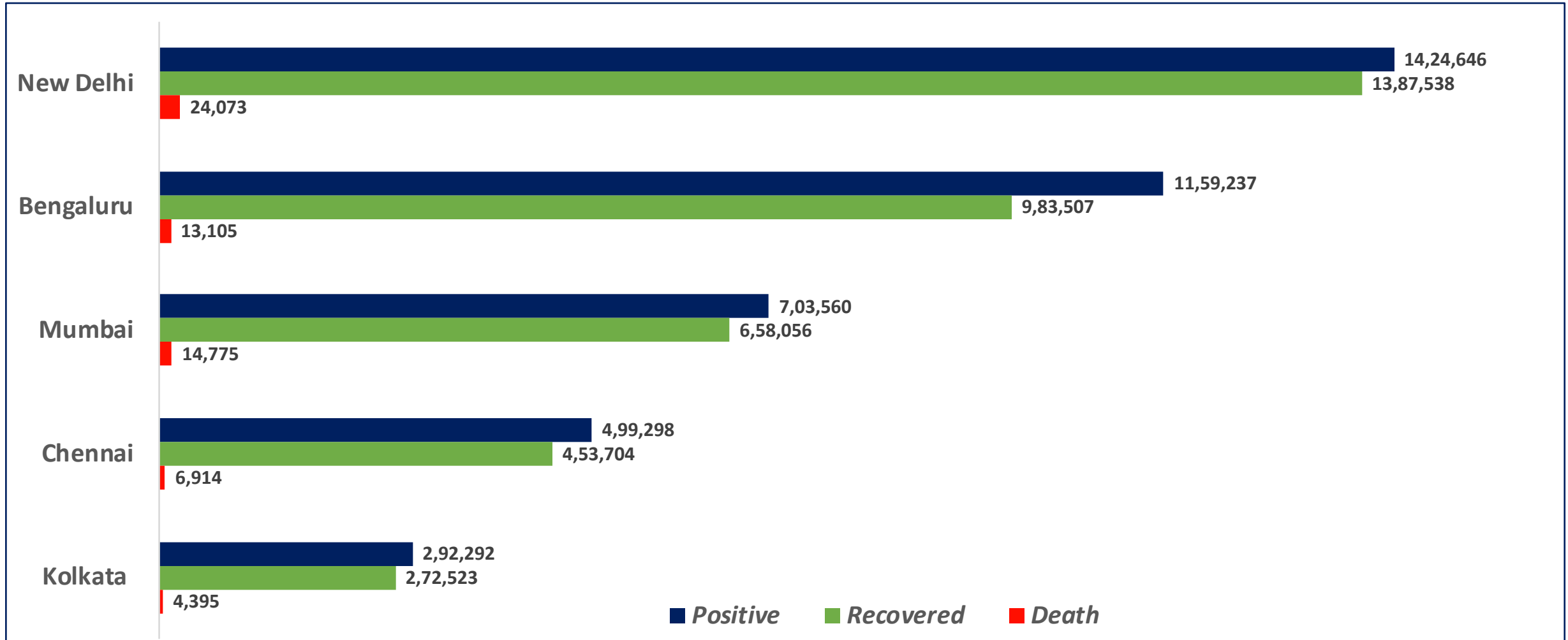


Total Death Cases



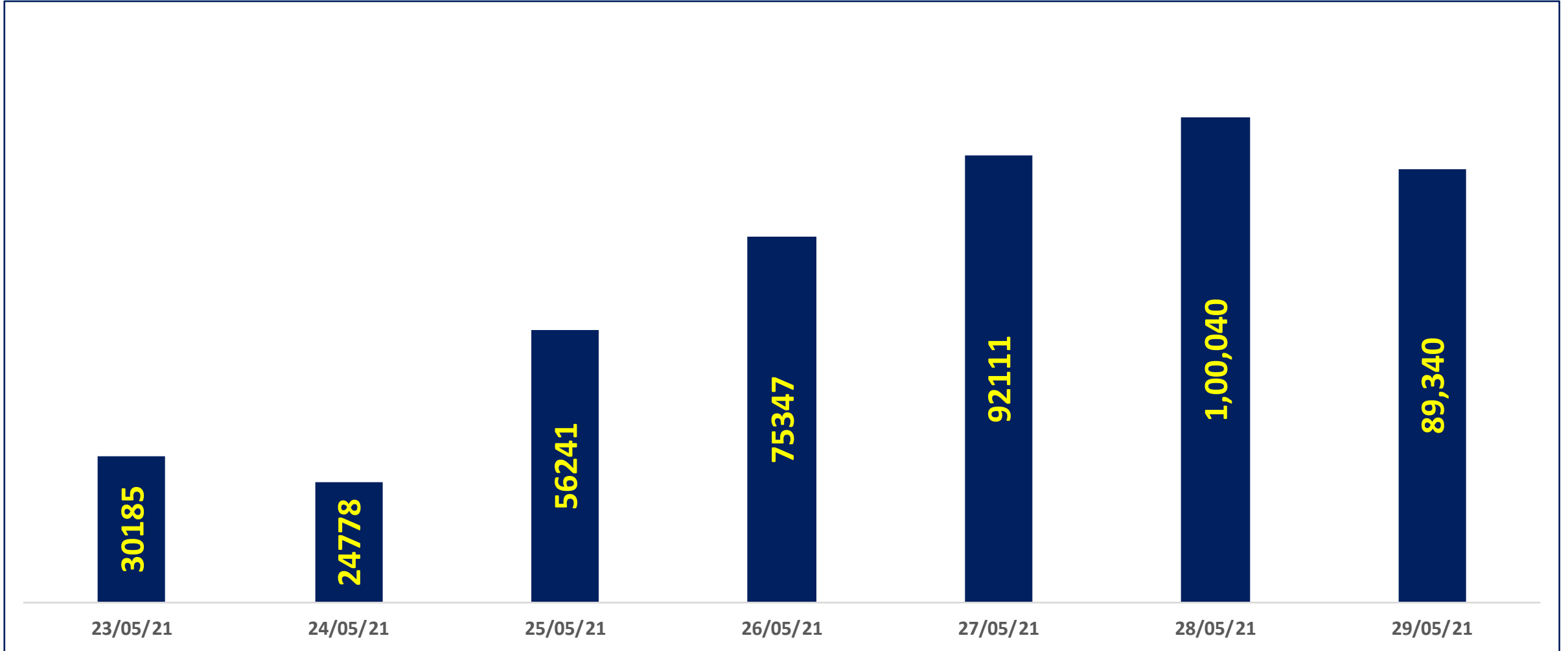


BENGALURU AND METROPOLITIAN CITIES AS ON 29.05.2021





TOTAL VACCINATION DONE IN LAST 7 DAYS





COVID BED STATUS AS ON 30.05.2021



SR. NO.	Facility Type	No. of Hospital	Total Allocated Beds for C+ Patients					Occupied Beds for C+ Patients					Net Available Beds for C+ Patients				
			Gen Beds	HDU	ICU Beds	ICU-V	Total	Gen Beds	HDU	ICU Beds	ICU-V	Total	Gen Beds	HDU	ICU Beds	ICU-V	Total
1	Government Medical Colleges	4	60	615	63	82	820	14	291	63	82	450	46	324	0	0	370
2	Government Hospitals	16	675	207	73	143	1098	321	155	73	140	689	354	52	0	3	409
3	Private Medical Colleges	12	4002	2412	145	210	6769	269	1088	145	210	1712	3733	1324	0	0	5057
4	Private Hospitals	142	2580	1717	322	210	4829	1006	1283	305	204	2798	1574	434	17	6	2031
5	Covid Care Centre	60	2076	1352	-	-	3428	700	216	-	-	916	1376	1136	-	-	2512
Total Beds		234	9393	6303	603	645	16944	2310	3033	586	636	6565	7083	3270	17	9	10379

• Status as on 30.05.2021 – 6:30 PM

• * All available ICU & Ventilator beds in private hospitals are for pediatric care (except 3 ICU-V in government hospitals)



SNAPSHOT OF COVID-19 CASES IN BENGALURU URBAN



**Total Wards With
>500 Cases* :
25**

**Tests Conducted
On 29.05.2021:
54,690**

**Recovery
Rate:
84.84%**

**Total
Active Cases :
1,62,625**

**Total Vaccinated on
29.05.2021:
89,340**

**Positivity
Rate* :
26.88%**

**Active
Rate:
14.03%**

**Case
Fatality Rate* :
1.71%**



*Total positive cases In the past 10 days

*CFR and positivity as for May 2021



ಬೃಹತ್ ಬೆಂಗಳೂರು ಮಹಾನಗರ ಪಾಲಿಕೆ
Bruhat Bengaluru Mahanagara Palike



Download BBMP Bulletin	https://bbmp.gov.in/warroombulletin.html
For BBMPCovid19 Bed Status:	https://apps.bbmpgov.in/covid19/en/Bedstatus.php
To register for vaccination :	https://selfregistration.cowin.gov.in/
BBMP COVID19 Dashboard:	https://apps.bbmpgov.in/covid19/
Follow us on:	 www.facebook.com/bbmp.comm1/
	 twitter.com/BBMPCOMM

Issued by:

**Honorable Chief Commissioner, BBMP
Special Commissioner Health & IT, BBMP
MD, Bengaluru Smart City Limited**

THANK YOU !

**HOW CAN I PROTECT MYSELF FROM
BLACK FUNGUS**

-  Keep **Diabetes** under control.
-  Use **Steroids** only on Doctors prescription.
-  **Do not start** any Covid medication on your own.
-  **Get early treatment** to avoid risk of hospitalization.
-  Use **distilled water** for home oxygen cylinder humidifier.
-  Wear a **double mask**.
-  **Wash hands** with soap.
-  Reduce direct contact with **soil, moist walls, compost, decaying leaves**.
-  Get **vaccinated** for Covid19.

**Not everyone is at the same risk level of Black Fungus.
Do not panic. Stay aware.**

covid19india.org